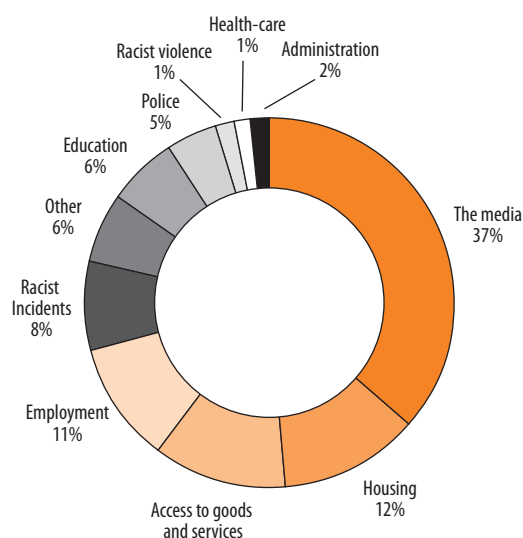


2. Presentation of disaggregated data and analysis

Following are the data of the 131 cases of discrimination gathered in 2009 broken down by the situation in which they occurred and the victims' sex and age.

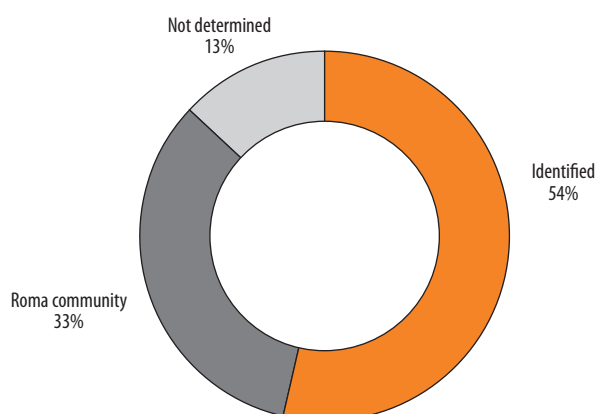
Areas of discrimination:

- The media: 48
- Housing: 16
- Access to goods and services: 15
- Employment: 14
- Racist Incidents: 10
- Education: 8
- Police: 6
- Health-care: 2
- Administration: 2
- Racist violence: 2
- Other: 8



Victims

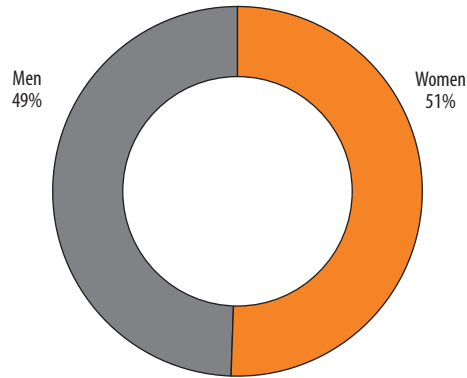
In the 131 cases of discrimination collected, a total of **79 victims** were identified; in 49 cases the victim was the Roma community in general and in 19 cases victims were a group of people whose number was not determined.





Sex of the victims

Of the 79 victims identified, **40 were women and 39 were men.**



Age of the victims

- Between 0 and 15: 3 victims
- Between 16 and 30: 50 victims
- Between 31 and 45: 20 victims
- Between 46 and 65: 6 victims

